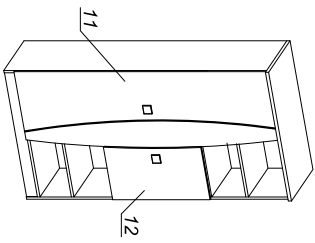




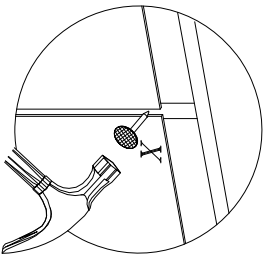
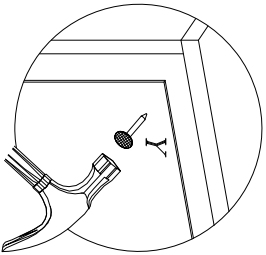
TENUS
R80

Instrukcja montażu
Assembly instructions



No	Stc	L	W	T
1	1	1900	370	16
2	1	768	60	16
3	1	768	370	16
4	1	1900	370	16
5	1	1824	370	16
6	2	376	370	16
7	1	802	400	22
8	2	1860	397	3
9	1	1840	200	16
10	6	376	370	16
11	1	1838	352	16
12	1	600	301	16

24	A	
24	B	
24	C	
24	D	
24	E	
10	I	
4	J	
5	K	
5	L	
2	Z	
	Y	
	X	



UWAGA! WAŻNE!
KOŁKI WBIJAĆ JAK NA PONIŻSZYM
RYS. W KRAJEDŹ ELEMENTU!
ATTENTION:

