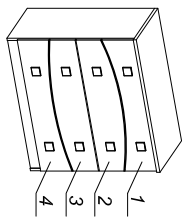


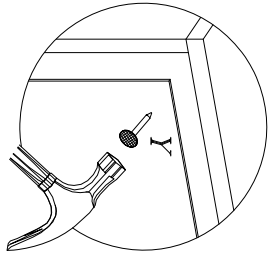


**TENUS
KASZ**

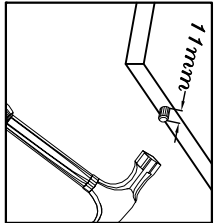
Instrukcja montażu
Assembly instructions



24	A	24	B	24	C	28	D	1	H	40	I	16	J	4	N	8	Z	Y
----	---	----	---	----	---	----	---	---	---	----	---	----	---	---	---	---	---	---



UWAGA! WAŻNE!
KOŁKI WBIJAĆ JAK NA PONIŻSZYM
RYS. W KRAJEDŹ ELEMENTU!
UWAGA:
ATTENTION:



No	Stc	L	W	T
1	1	796	234	16
2	1	796	184	16
3	1	796	184	16
4	1	796	234	16
5	1	800	370	16
6	1	768	60	16
7	1	768	370	16
8	1	800	370	16
9	1	802	400	22
10	2	760	397	3
11	4	360	130	16
12	4	710	112	16
13	4	360	130	16
14	4	725	368	3

