

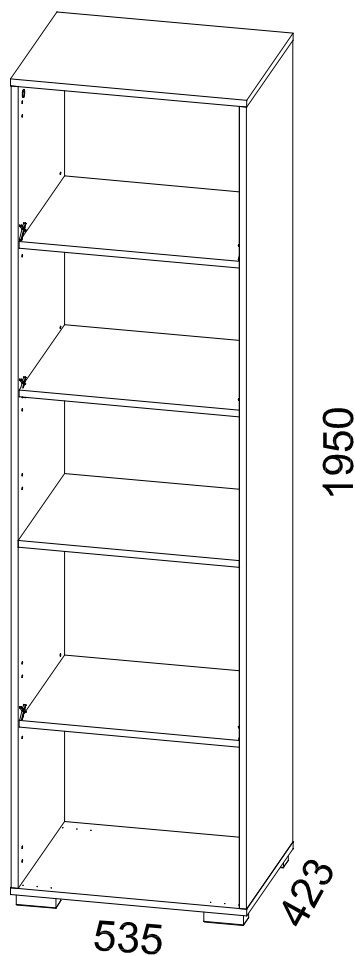
# INSTRUKCJA MONTAŻU

FITTING-UP INSTRUCTION / AUFBAUANLEITUNG

MONTÁŽNÍ NÁVOD / MONTÁŽNY NÁVOD

Producent:  
**Restol sp. z o.o.**  
36-055 BRATKOWICE  
www.restol.com.pl

# Mistral MIR-1



535 x 1950 x 423 /mm/

### **POKYN pro ošetřování nábytku!**

Díly čistit vlhkým hadříkem nebo papírovou utěrkou.

Nepoužívat chemické čisticí prostředky.

### **POKYNY k údržbě nábytku.**

Prvky nábytku čistit vlhkou handričkou alebo papírovou utierkou.

Nepoužívať chemické čistiace prostriedky.

### **WSKAZÓWKA na temat pielęgnacji mebla.**

Czyścić elementy wilgotną szmatką lub papierowym ręcznikiem.

Nie używać chemicznych środków czyszczących.

### **DIRECTION for the furniture cleaning.**

Clean elements with the moist wiper or soft paper towel. Do not use any detergents.

### **Pflegehinweis.**

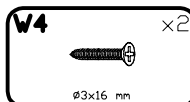
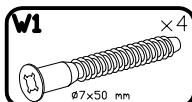
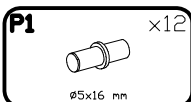
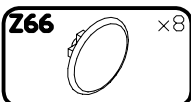
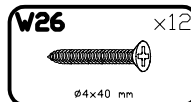
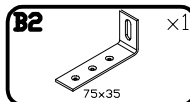
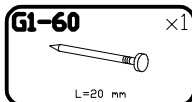
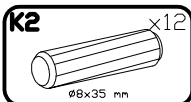
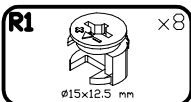
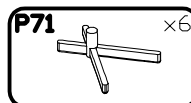
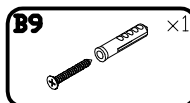
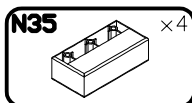
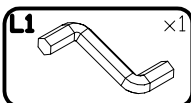
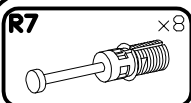
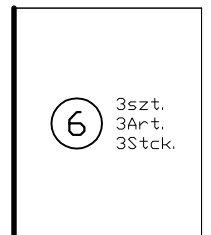
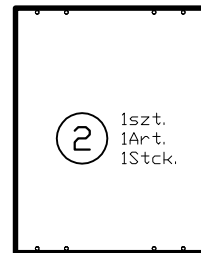
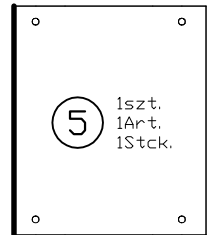
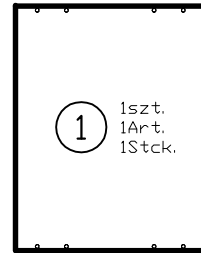

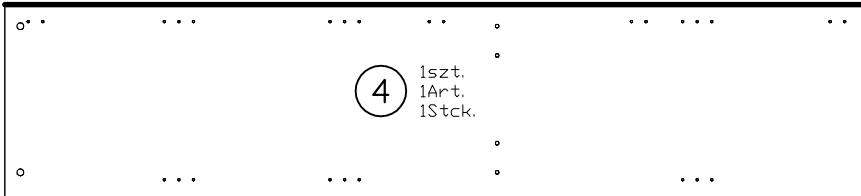
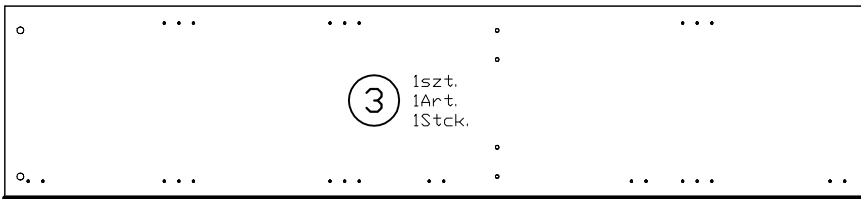
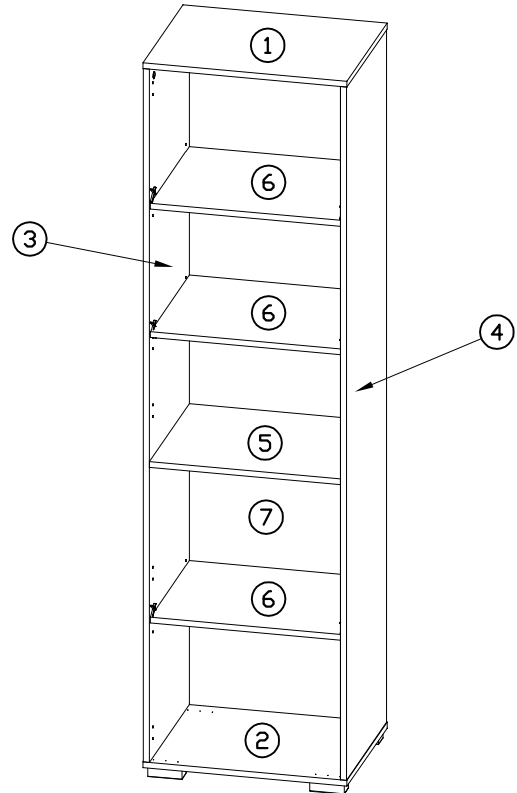

Nur mit feuchtem Lappen, bzw. Papiertuch Ihre Möbel reinigen. Keine chemischen Waschmittel einsetzen.

**INSTRUKCJA MONTAŻU**  
 FITTING-UP INSTRUCTION / AUFBAUANLEITUNG  
 MONTÁŽNÍ NÁVOD / MONTÁŽNY NÁVOD

# Mistral MIR-1

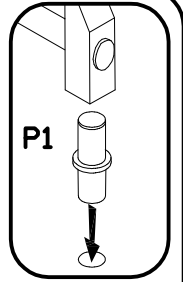
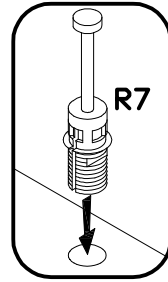
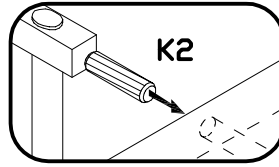
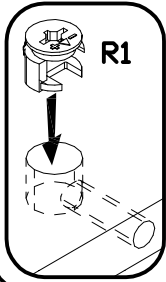
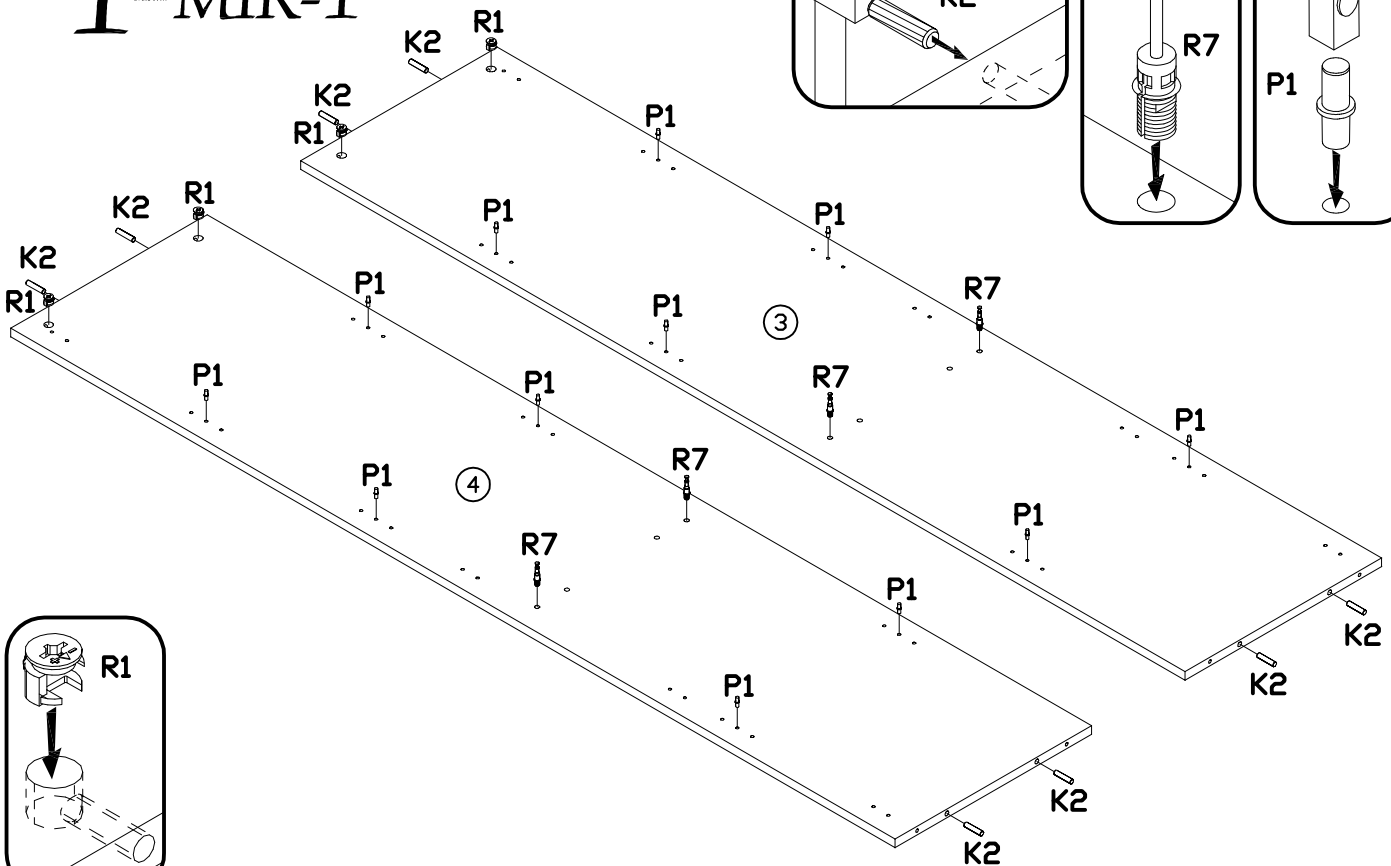


Do montázu potrebne są:  
 You need for fitting-up:  
 Zur Montage werden Sie brauchen:  
 K montáži jsou potřebné:  
 Na montáž potrebujete:

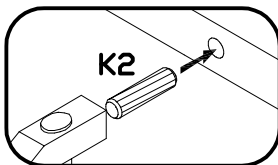
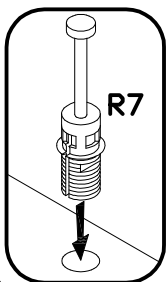
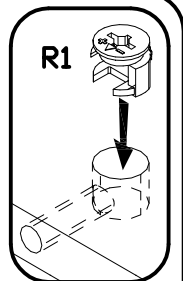
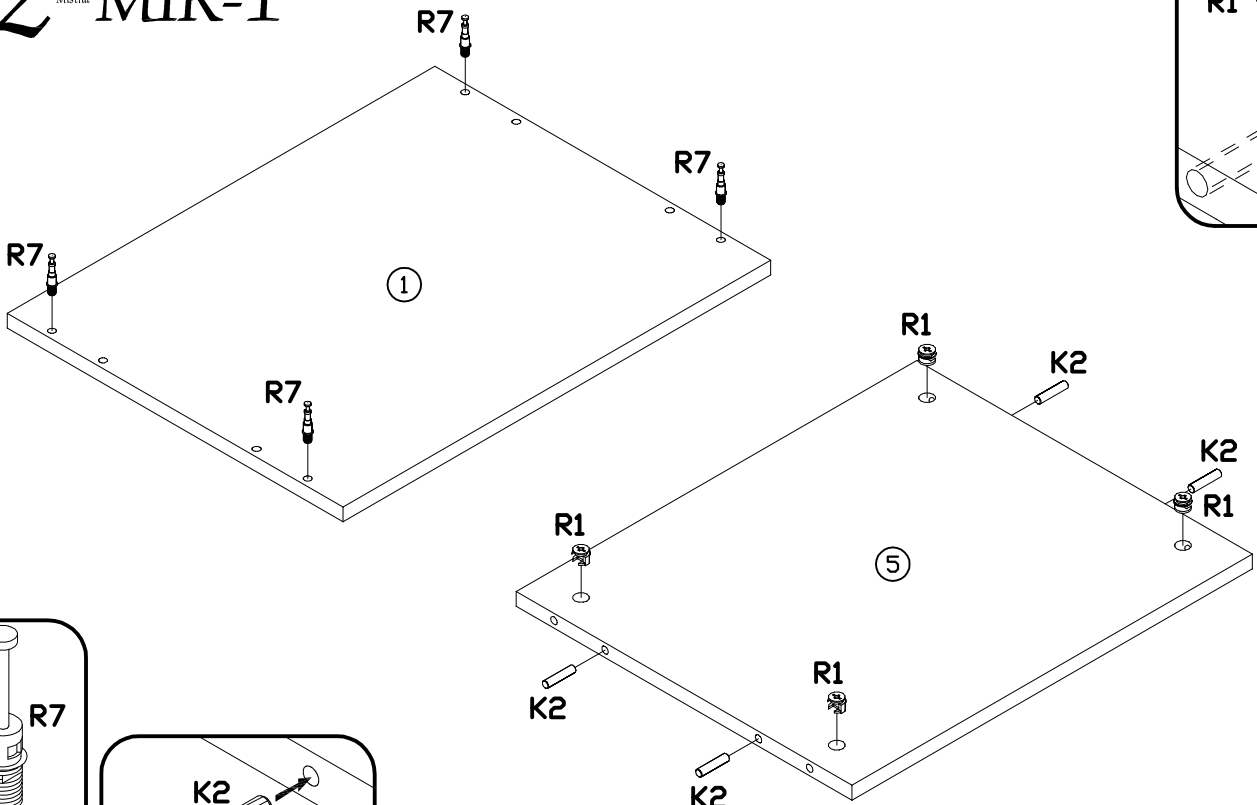


PODCZAS MONTAŻU POSTĘPOWAĆ ZGODNIE Z INSTRUKCJĄ  
WHILE ASSEMBLING FOLLOW THE INSTRUCTION / MONTAGE LAUT DER AUFBAUANLEITUNG DURCHFÜHREN  
PŘI MONTÁŽI POSTUPOVAT PODLE NÁVODU / PRI MONTÁŽI POSTUPOJTE PODĽA NÁVODU

# 1 Mistral MIR-1

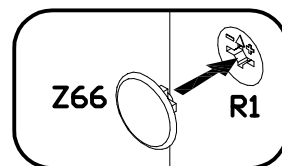
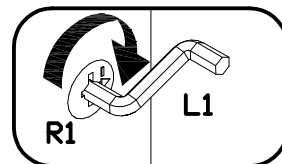
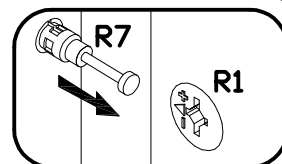
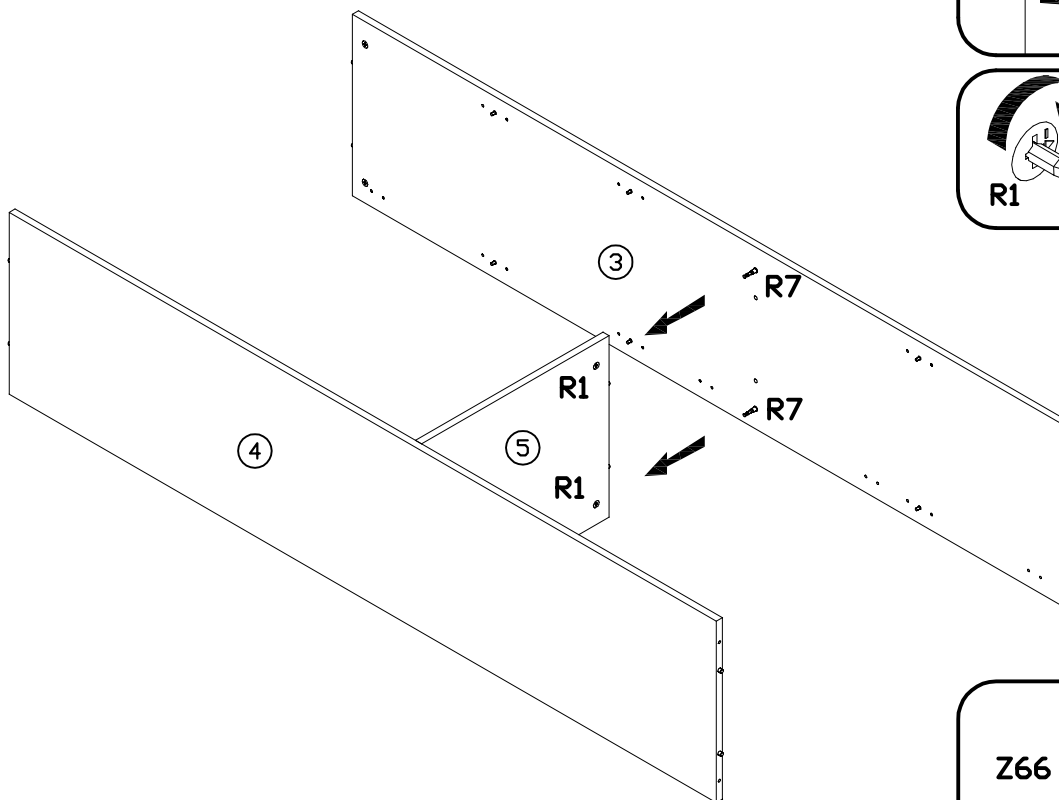


# 2 Mistral MIR-1

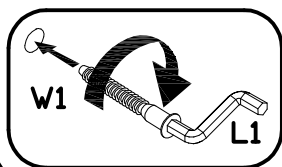
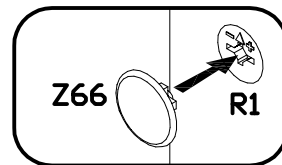
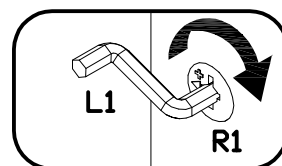
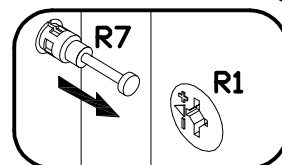
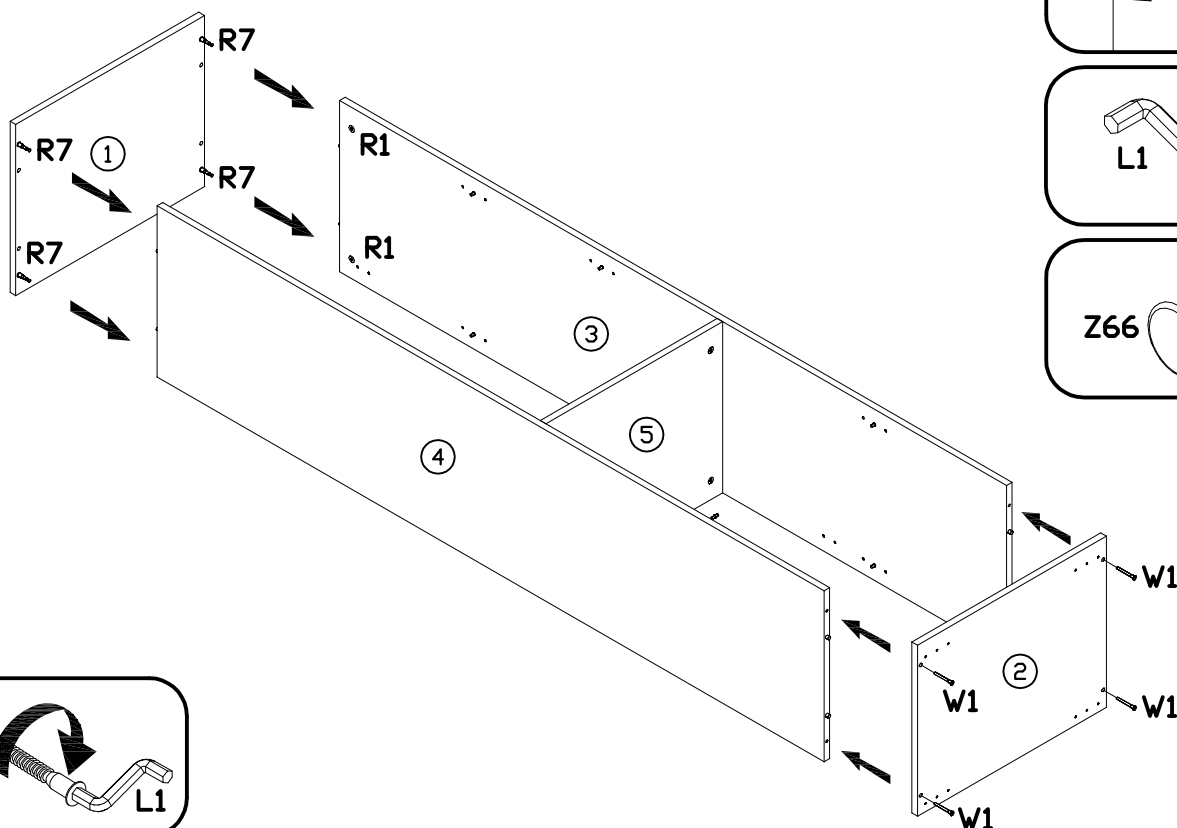


PODCZAS MONTAŻU POSTĘPOWAĆ ZGODNIE Z INSTRUKCJĄ  
 WHILE ASSEMBLING FOLLOW THE INSTRUCTION / MONTAGE LAUT DER AUFBAUANLEITUNG DURCHFÜHREN  
 PŘI MONTÁŽI POSTUPOVAT PODLE NÁVODU / PRI MONTÁŽI POSTUPOJTE PODĽA NÁVODU

### 3 Mistral MIR-1

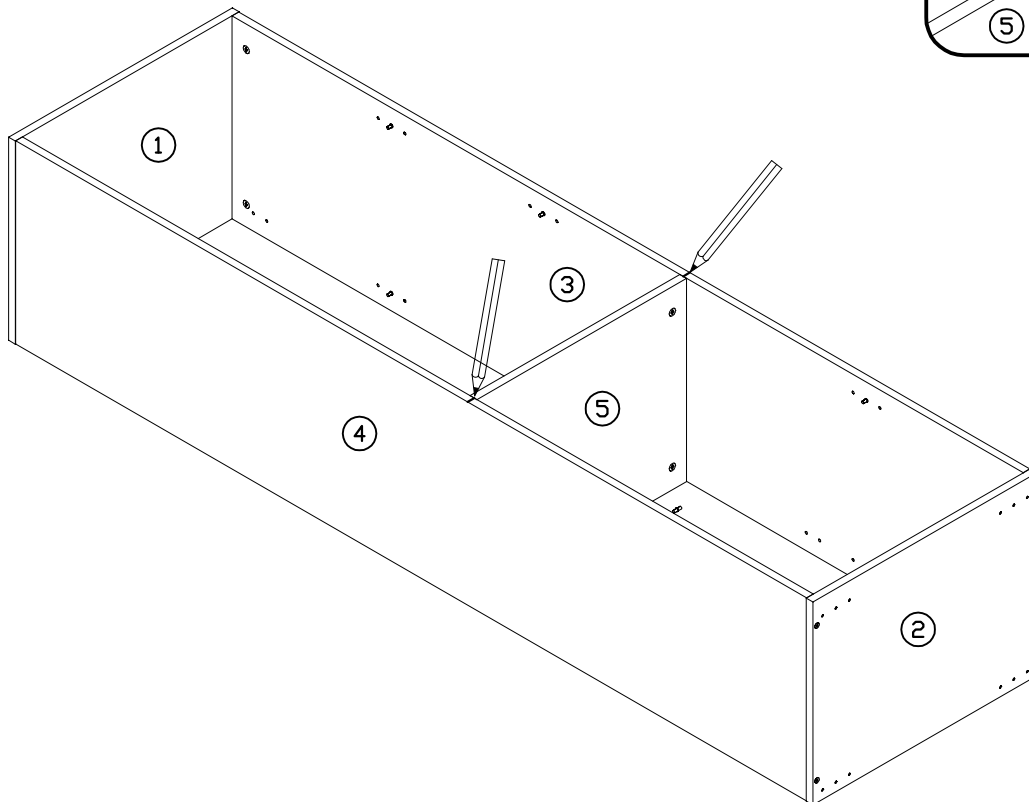


### 4 Mistral MIR-1

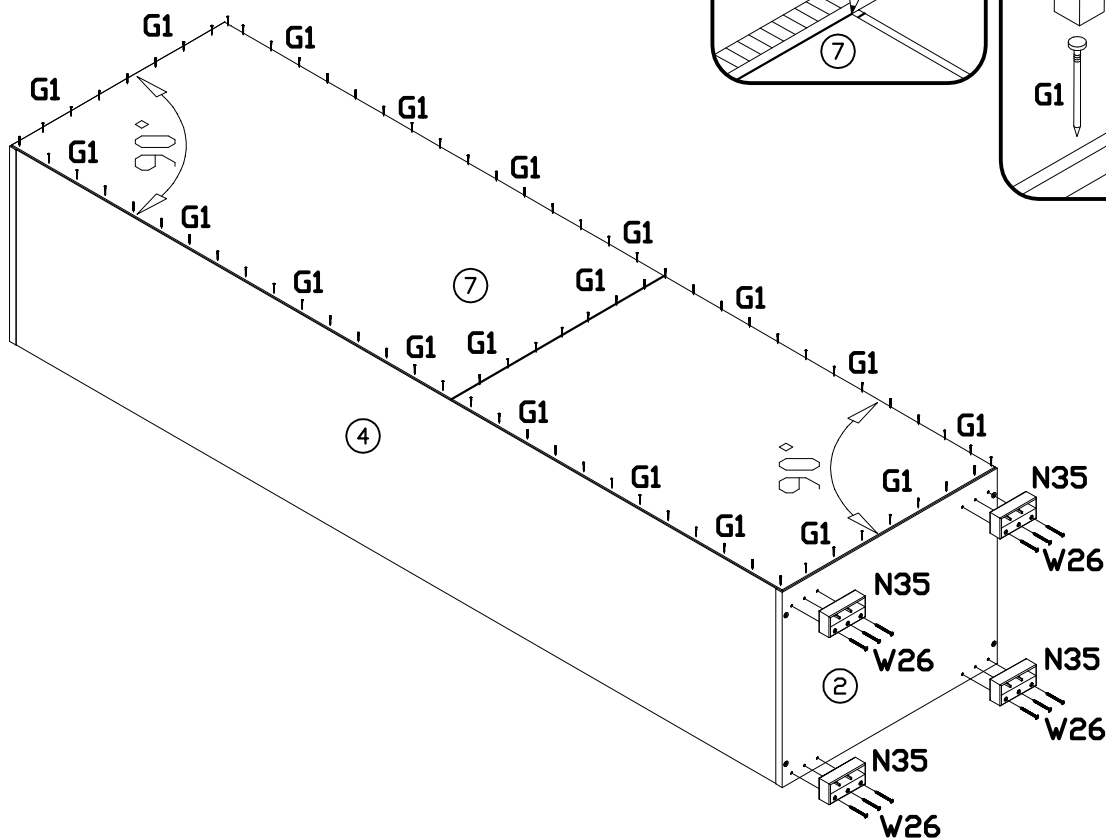


PODCZAS MONTAŻU POSTĘPOWAĆ ZGODNIE Z INSTRUKCJĄ  
WHILE ASSEMBLING FOLLOW THE INSTRUCTION / MONTAGE LAUT DER AUFBAUANLEITUNG DURCHFÜHREN  
PŘI MONTÁŽI POSTUPOVAT PODLE NÁVODU / PRI MONTÁŽI POSTUPOJTE PODĽA NÁVODU

# 5 Mistrz MIR-1

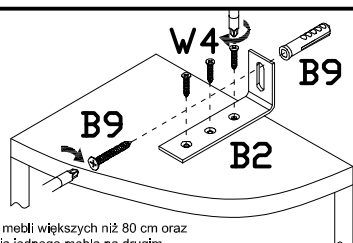
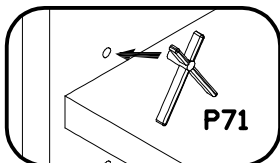


# 6 Mistrz MIR-1



**PODCZAS MONTAŻU POSTĘPOWAĆ ZGODNIE Z INSTRUKCJĄ**  
WHILE ASSEMBLING FOLLOW THE INSTRUCTION / MONTAGE LAUT DER AUFBAUANLEITUNG DURCHFÜHREN  
PŘI MONTÁŽI POSTUPOVAT PODLE NÁVODU / PRI MONTÁŽI POSTUPOJTE PODĽA NÁVODU

# 7<sup>Mistrz</sup> MIR-1



Uwaga: Montować dla mebli większych niż 80 cm oraz w przypadku ustawienia jednego mebla na drugim.  
Attention: Use with elements higher than 80 cm and when putting one on another.  
Achtung: Montieren für Möbel höchste als 80 cm und in Aufstellungsfall ein Möbel auf das anderes.  
Pozor: Montovat pro díly nábytku vyšší než 80 cm a také v případě stavění jednoho dílu nábytku na druhý.  
Poznámka: Montovat na nábytok vyšší než 80 cm a v prípade ukladania jedného kusu nábytku na druhý.

