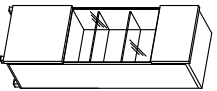


GORDIA MIT 1 D

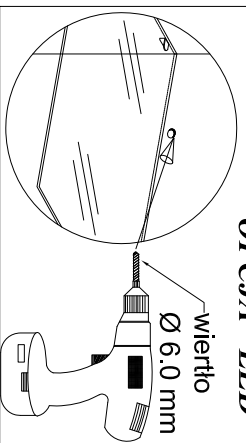


Instrukcja montażu
Assembly instructions

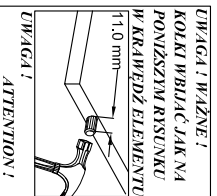


No.	Stc.	L	W	T
1	1	500	330	16
2	1	500	330	16
3	1	1900	330	16
4	1	1900	330	16
5	1	496	340	16
6	1	660	496	16
7	1	1002	466	5
8	2	468	300	16
9	2	467	300	5
10	1	1909	477	4
11	1	468	300	16

OPCJA "LED"



	S	8
	S1	4
	E	2
	E1	1



	8.0x35	16
	D	16
	A	16
	B	8
	H	8
	L	4
	Z	4
	X	16
	P	16
	F	6
	Q	6
		1

