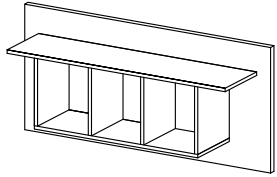
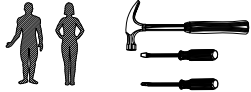


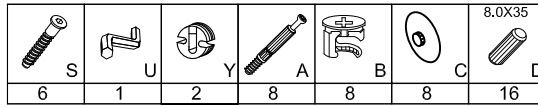
GORDIA PANEL 100



Instrukcja montażu
Assembly instructions



No.	Stc.	L	W	T
1	1	1000	460	16
2	1	900	220	16
3	1	700	220	16
4	4	268	220	16



UWAGA ! WAŻNE !
KOLKI WBIJAĆ JAK NA
PONIŻSZYM RYSUNKU
W KRAWĘDZ ELEMENTU
11.0 mm
UWAGA !
ATTENTION !

